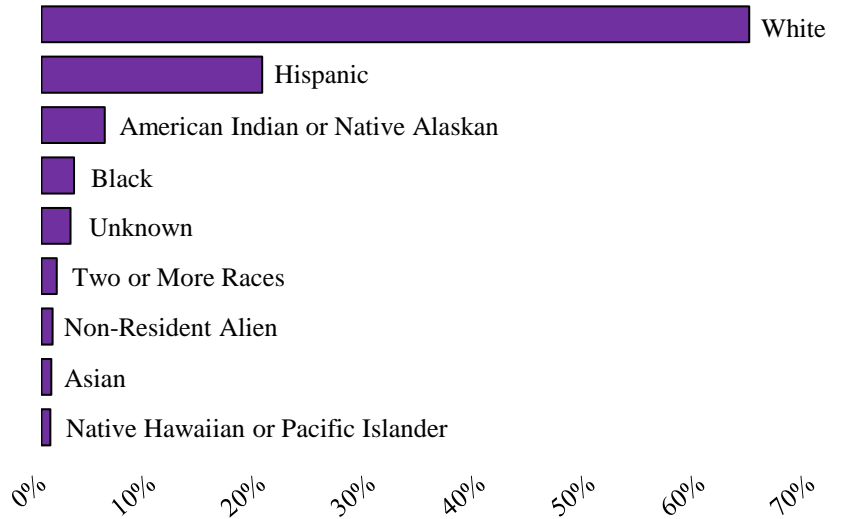


Eastern Arizona College, founded in 1888, is the longest serving community college in the state and serves residents of Graham, Gila and Greenlee Counties. In addition to the main campus in Thatcher, the College delivers education courses at 14 other locations and offers over 80 Associate degrees and certificates throughout the calendar (semester) year. Eastern Arizona College is a student-centered institution that prepares individuals to thrive in a complex, ever-changing world through accessibility, cultural development, and innovative educational programs.

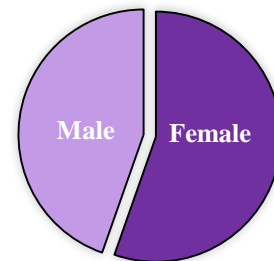
District Wide Student Profile Fall 2017

Total Unduplicated Enrollment - 6,365

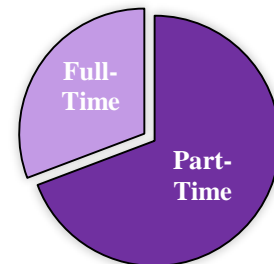
Ethnic Composition	Enrollment	Percentage of Total Enrollment
Non-Resident Alien.....	64	1.0%
Hispanic.....	1279	20.1%
American Indian or Native Alaskan...	366	5.8%
Asian.....	57	0.9%
Black.....	189	3.0%
Native Hawaiian or Pacific Islander...	52	0.8%
White.....	4101	64.4%
Two or More Races.....	88	1.4%
Unknown.....	169	2.7%



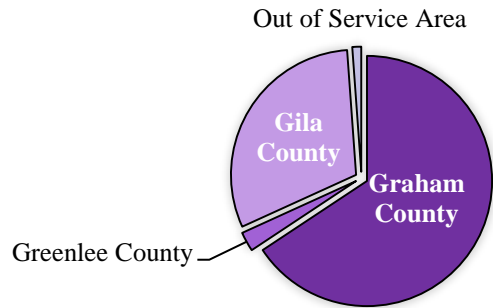
Gender Composition	Enrollment	Percentage
Female.....	3525	55.4%
Male.....	2840	44.6%



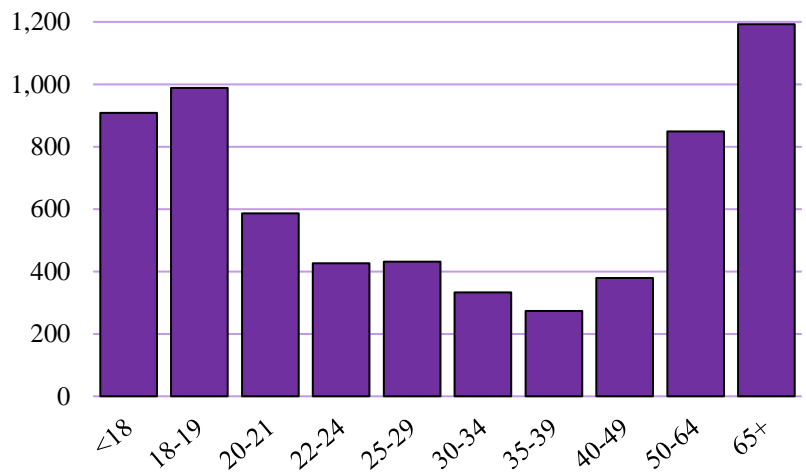
Full-Time Versus Part-Time Students	Enrollment	Percentage
Part-Time.....	4408	69.3%
Full-Time.....	1957	30.7%



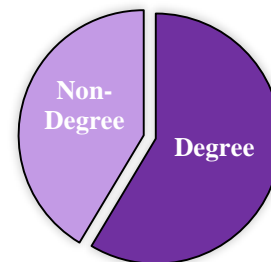
Campus Location		
Graham County.....	4181	65.7%
Greenlee County.....	160	2.5%
Gila County.....	1951	30.7%
Out of Service Area.....	73	1.1%



Enrollment by Age Group		
<18.....	908	14.3%
18-19.....	988	15.5%
20-21.....	586	9.2%
22-24.....	426	6.7%
25-29.....	431	6.8%
30-34.....	333	5.2%
35-39.....	273	4.3%
40-49.....	379	6.0%
50-64.....	849	13.3%
65+.....	1192	18.7%



Degree-Seeking Versus Non-Degree-Seeking		
Degree.....	3729	58.6%
Non-Degree.....	2636	41.4%



Enrollment Summary		
New to Higher Education.....	1191	18.7%
New Transfer-ins.....	131	2.1%
Continuing.....	5045	79.2%

