

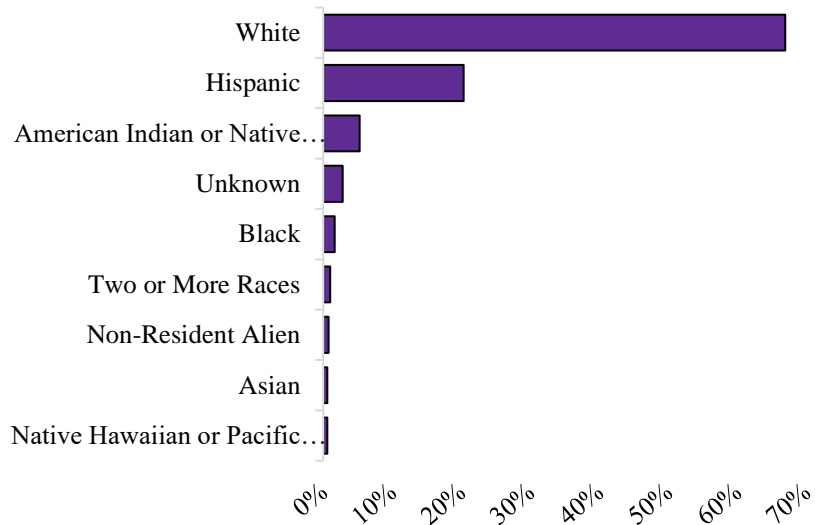
Eastern Arizona College, founded in 1888, is the longest serving community college in the state and serves residents of Graham, Gila and Greenlee Counties. The main campus is located in Thatcher along with other satellite locations throughout Graham County. EAC offers over 130 Associate degrees and certificates throughout the calendar (semester) year. Eastern Arizona College is a student-centered institution that prepares individuals to thrive in a complex, ever-changing world through accessibility, cultural development, and innovative educational programs.

Graham County Student Profile Fall 2020

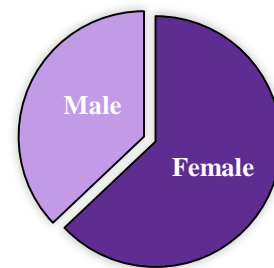
Snapshot of 45th day enrollment (IPEDS)

Total Unduplicated Enrollment - 2,968

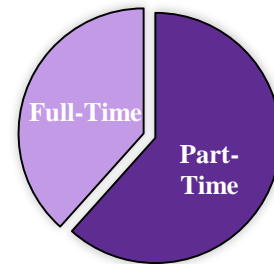
Ethnic Composition	Enrollment	Percentage of Total Enrollment
White.....	1987	66.9%
Hispanic.....	604	20.4%
American Indian or Native Alaskan...	156	5.3%
Unknown.....	84	2.8%
Black.....	49	1.7%
Two or More Races.....	30	1.0%
Non-Resident Alien.....	23	0.8%
Asian.....	18	0.6%
Native Hawaiian or Pacific Islander...	17	0.6%



Gender Composition	Enrollment	Percentage
Female.....	1868	62.9%
Male.....	1100	37.1%

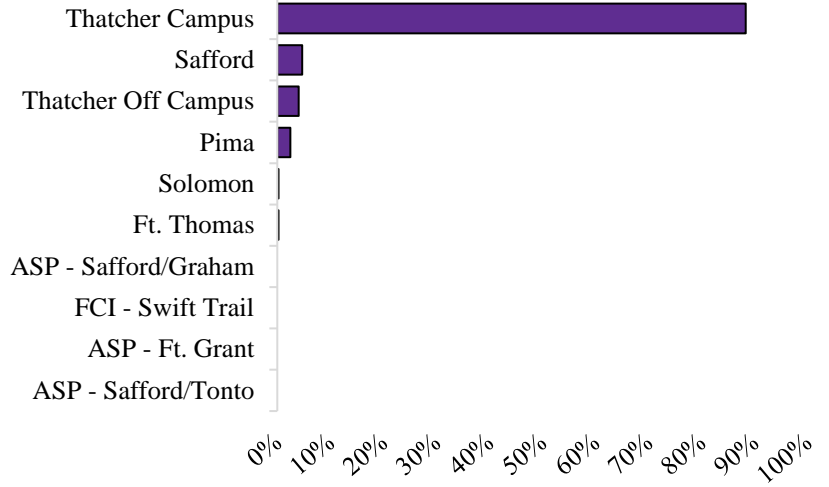


Full-Time Versus Part-Time Students	Enrollment	Percentage
Part-Time.....	1829	61.6%
Full-Time.....	1139	38.4%



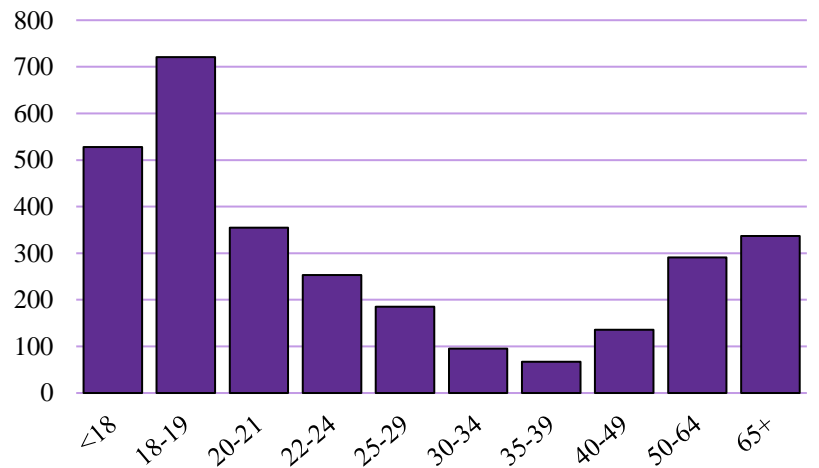
Campus Location

Thatcher Campus.....	2621	88.3%
Safford.....	139	4.7%
Thatcher Off Campus.....	120	4.0%
Pima.....	74	2.5%
Solomon.....	7	0.2%
Ft. Thomas.....	7	0.2%
ASP - Safford/Graham.....	0	0.0%
FCI - Swift Trail.....	0	0.0%
ASP - Ft. Grant.....	0	0.0%
ASP - Safford/Tonto.....	0	0.0%



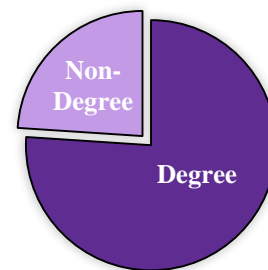
Enrollment by Age Group

<18.....	528	17.8%
18-19.....	721	24.3%
20-21.....	355	12.0%
22-24.....	253	8.5%
25-29.....	185	6.2%
30-34.....	95	3.2%
35-39.....	67	2.3%
40-49.....	136	4.6%
50-64.....	291	9.8%
65+.....	337	11.4%



Degree-Seeking Versus Non-Degree-Seeking

Degree.....	2257	76.0%
Non-Degree.....	711	24.0%



Senior Citizen Tuition

Under 55.....	2396	80.7%
55 and Over Waiver Eligible.....	572	19.3%

